

Steel / nickel-plated brass with high flow rates

One-hand quick disconnect couplings, one side sealing, that combine high flow rates (approx. 3.5 times as high as the popular DN 7.2 standard coupling) with minimal coupling forces.

Suitable for all applications with an above-average air requirement!

Operating pressure	0 to 35 bar
Medium and ambient temperature	-20 °C to +100 °C
Flow rate	3600 l/min (at 6 bar and $\Delta p = 0.5$ bar)
Threaded piece	Nickel-plated brass
Valve body	Steel, QPQ treated
Unlocking sleeve	Nickel-plated brass
Valve, seat	Brass
Springs, retaining ring, balls	Stainless steel
Seals	NBR

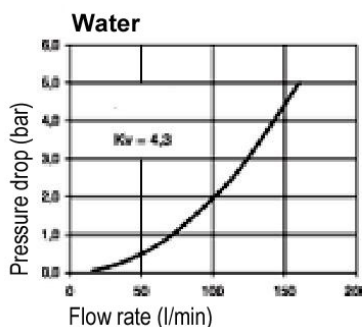
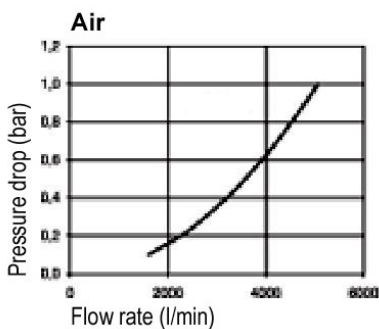


241.42



241.52

Durchflusswerte:



241.65

Quick disconnect couplings DN 10 - for extremely high flow rates, male

Art. No.	Ident No.	Connection	a/f mm	L mm	D mm	L1 mm
241.42	107441	R 3/8 male	24	69.7	27.0	12.0
241.43	107442	R 1/2 male	24	74.7	27.0	17.0
241.44	107443	R 3/4 male	27	63.7	27.0	17.0

Quick disconnect couplings DN 10 - for extremely high flow rates, female

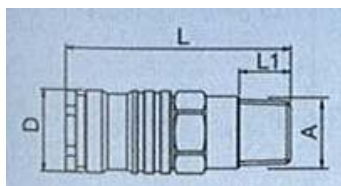
Art. No.	Ident No.	Connection	a/f mm	L mm	D mm	L1 mm
241.52	107444	G 3/8 female	24	67.7	27.0	10.0
241.53	107445	G 1/2 female	24	67.6	27.0	11.0
241.54	107446	G 3/4 female	32	73.7	27.0	14.0

Quick disconnect couplings DN 10 - for extremely high flow rates, with hose stem

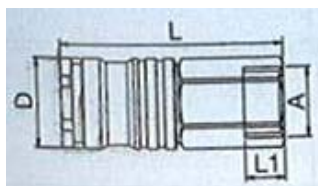
Art. No.	Ident No.	Connection	a/f mm	L mm	D mm	L1 mm
241.64	107447	Stem, I.D. 10	24	79.7	27.0	21.0
241.65	107448	Stem, I.D. 13	24	79.7	27.0	21.0
241.66	107449	Stem, I.D. 16	24	79.7	27.0	21.0

Quick disconnect couplings DN 10

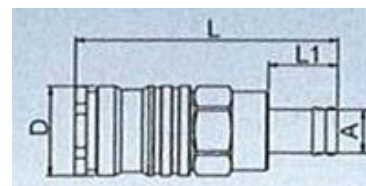
Art. No. 241.42 to N 243/9



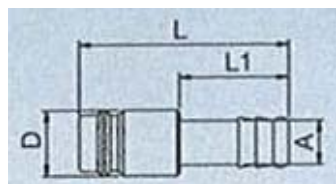
Male



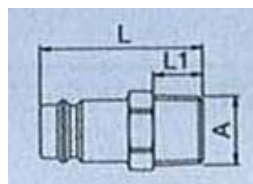
Female



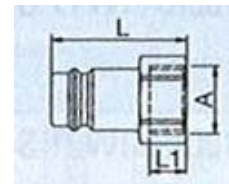
Hose connection



Stem



Plug male



Plug female



T 243/9



N 243/2



N 243/7

Stems for couplings DN 10, hardened, nickel-plated steel

Art. No.	Ident No.	Connection	a/f mm	L mm	D mm	L1 mm
T 243/6	107450	Stem, I.D. 6	-	48.0	15.0	25.0
T 243/8	107451	Stem, I.D. 8	-	48.0	15.0	25.0
T 243/9	107452	Stem, I.D. 9	-	48.0	15.0	25.0
T 243/10	107453	Stem, I.D. 10	-	48.0	15.0	25.0
T 243/13	107454	Stem, I.D. 13	-	48.0	15.0	25.0
T 243/16	107455	Stem, I.D. 16	-	49.0	18.0	25.0
T 243/19	107456	Stem, I.D. 19	-	49.0	21.0	25.0

Plugs for couplings DN 10, hardened, nickel-plated steel, male PTFE coated

Art. No.	Ident No.	Connection	a/f mm	L mm	D mm	L1 mm
N 243/1	107457	Plug, R 1/4 male	17	39.5	-	12.0
N 243/2	107458	Plug, R 3/8 male	17	39.5	-	12.0
N 243/3	107459	Plug, R 1/2 male	22	45.0	-	17.0
N 243/4	107460	Plug, R 3/4 male	27	48.0	-	19.0

Plugs for couplings DN 10, hardened, nickel-plated steel, female

Art. No.	Ident No.	Connection	a/f mm	L mm	D mm	L1 mm
N 243/6	107461	Plug, G 1/4 female	17	32.6	-	9.0
N 243/7	107462	Plug, G 3/8 female	19	33.0	-	9.0
N 243/8	107463	Plug, G 1/2 female	24	37.0	-	12.0
N 243/9	107464	Plug, G 3/4 female	32	42.1	-	16.0