

brass with a bare metal surface, »connect line« series

Universal, one-hand quick disconnect couplings, one side sealing, at an unbeatably low price. Compatible with CEJN 320, Rectus 25/26 and JWL 520/530.

The closed sleeve protects the coupling from dirt.

In combination with steel plugs, this coupling can also be used for pneumatic tools thanks to its hardened locking pins.

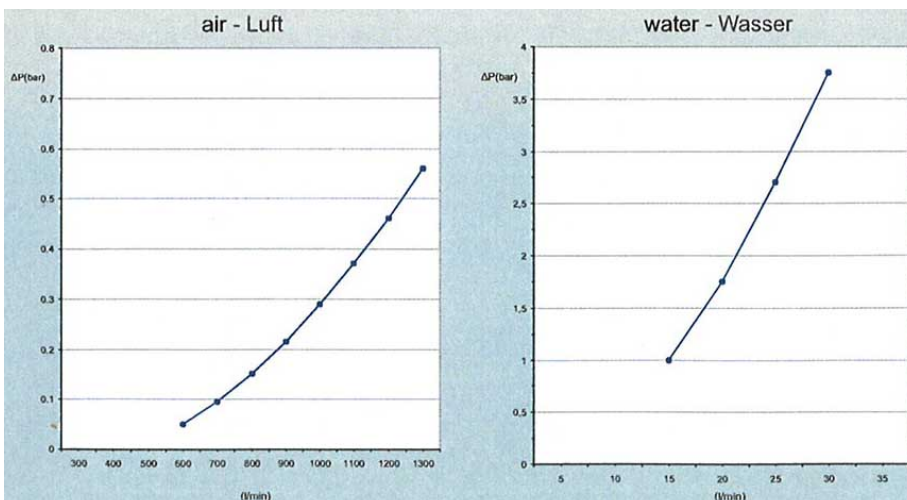
Couplings and plugs with thread sealing coating:

Ready-to assemble polyacrylate thread coating provides an instant, tight seal without curing.

The permanently elastic sealant can be adjusted up to 45° without influencing the seal. Safe to use. Easy to assemble and disassemble.

Operating pressure	0 to 35 bar, maximum static working pressure (non-pulsating)
	0 to 12 bar with thread sealing coating (please see note at the last page)
Medium and ambient temperature	-20 °C to +100 °C
Housing, sleeve and body	Brass
Springs, retaining ring and locking pins	Stainless steel
Sealant	NBR

Flow rates:

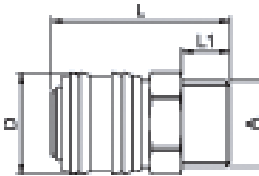


Quick disconnect couplings DN 7.2, brass with a bare metal surface, male

Art. No.	Ident No.	Connection	a/f mm	Length mm	D mm	L1 mm
243.00-E	115611	G 1/8 male	21	37.5	24.6	7.0
243.01-E	115612	G 1/4 male	21	39.0	24.6	8.5
243.02-E	115614	G 3/8 male	21	39.0	24.6	8.5
243.03-E	115616	G 1/2 male	21	40.5	24.6	10.0



243.01-E



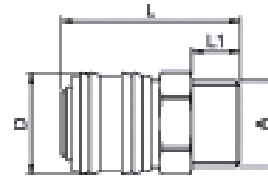
male

Quick disconnect couplings DN 7.2, brass with a bare metal surface, male, with thread sealing coating

Art. No.	Ident No.	Connection	a/f mm	Length mm	D mm	L1 mm
243.01-EB	117798	G 1/4 male	21	39.0	24.6	8.5
243.02-EB	117807	G 3/8 male	21	39.0	24.6	8.5
243.03-EB	117816	G 1/2 male	21	40.5	24.6	10.0



243.01-EB



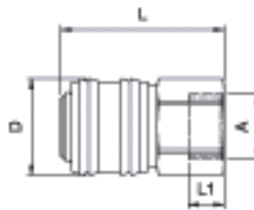
male

Quick disconnect couplings DN 7.2, brass with a bare metal surface, female

Art. No.	Ident No.	Connection	a/f mm	Length mm	D mm	L1 mm
243.11-E	115618	G 1/4 female	21	40.5	24.5	12.0
243.22-E	115632	G 3/8 female	21	40.5	24.5	10.0
243.33-E	115644	G 1/2 female	24	42.5	24.5	12.0



243.33-E



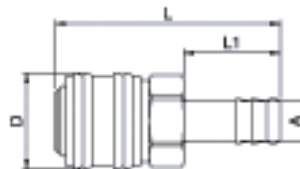
female

Quick disconnect couplings DN 7.2, brass with a bare metal surface, with hose stem

Art. No.	Ident No.	Connection	a/f mm	Length mm	D mm	L1 mm
243.44-E	115646	Stem, I.D. 6	-	54.0	24.6	24.0
243.47-E	115652	Stem, I.D. 8	-	54.0	24.6	24.0
243.45-E	115648	Stem, I.D. 9	-	54.0	24.6	24.0
243.49-E	115653	Stem, I.D. 10	-	54.0	24.6	24.0
243.46-E	115650	Stem, I.D. 13	-	53.5	24.6	24.0



243.44-E



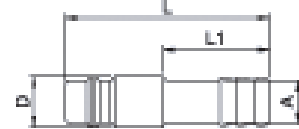
Hose stem

Stems for couplings DN 7.2 - DN 7.8, brass with a bare metal surface

Art. No.	Ident No.	Designation	a/f mm	Length mm	D mm	L1 mm
243.06	107232	Stem, I.D. 6	-	44.0	12.0	24.0
243.351	107233	Stem, I.D. 8	-	48.0	12.0	25.0
243.07	107234	Stem, I.D. 9	-	44.0	12.0	24.0
243.352	107235	Stem, I.D. 10	-	48.0	12.0	25.0
243.10	107236	Stem, I.D. 13	-	45.5	11.9	24.0



243.06



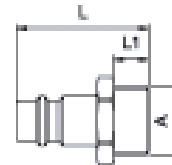
Stems for couplings

Plugs for couplings DN 7.2 - DN 7.8, brass with a bare metal surface, male

Art. No.	Ident No.	Designation	a/f mm	Length mm	D mm	L1 mm
243.48	107237	Plug G 1/8 male	14	31.0	-	7.0
243.50	107238	Plug G 1/4 male	17	32.2	-	8.0
243.51	107239	Plug G 3/8 male	19	32.7	-	8.5
243.52	107240	Plug G 1/2 male	24	35.0	-	10.0



243.50



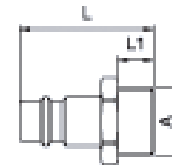
Plug - male

Plugs for couplings DN 7.2 - DN 7.8, brass with a bare metal surface, male, with thread sealing coating

Art. No.	Ident No.	Designation	a/f mm	Length mm	D mm	L1 mm
243.50-EB	125654	Plug G 1/4 male	17	32.2	-	8.0
243.51-EB	125655	Plug G 3/8 male	19	32.7	-	8.5
243.52-EB	125656	Plug G 1/2 male	24	35.0	-	10.0



243.50-EB



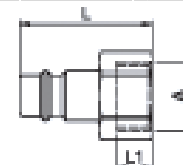
Plug - male

Plugs for couplings DN 7.2 - DN 7.8, brass with a bare metal surface, female

Art. No.	Ident No.	Designation	a/f mm	Length mm	D mm	L1 mm
243.54	107241	Plug G 1/8 female	14	31.0	-	9.0
243.55	107242	Plug G 1/4 female	17	32.0	-	10.0
243.56	107243	Plug G 3/8 female	19	32.0	-	10.0
243.57	107244	Plug G 1/2 female	24	34.0	-	12.0



243.55



Plug - female

Department eDocumentation

Phone +49 7125 9497-41, -42, -53, -260, -330

Fax +49 7125 9497-99

e-mail: eDocumentation@riegler.de

edition 10/2016

RIEGLER & Co. KG

www.riegler.net

Subject technical changes.

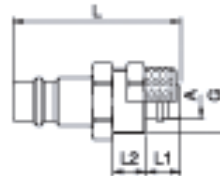
3.5

Plugs for couplings DN 7.2 - DN 7.8, brass with a bare metal surface, for hose

Art. No.	Ident No.	Designation	a/f mm	Length mm	D mm	L1 mm	L2 mm
243.216	107245	Plug for hose 6x4	12	41.0	12.0	7.0	5.5
243.217	107246	Plug for hose 8x6	14	43.0	12.0	7.0	5.5
243.218	107247	Plug for hose 10x8	16	38.0	12.0	7.0	6.0
243.219	107248	Plug for hose 12x9	17	42.0	12.0	8.0	7.9



243.216



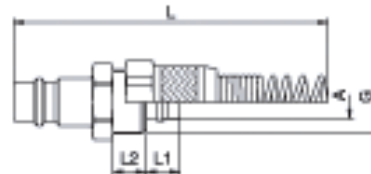
Plug for hose

Plugs for couplings DN 7.2 - DN 7.8, brass with a bare metal surface, for hose with swivel nut and kink protector spring

Art. No.	Ident No.	Designation	a/f mm	Length mm	D mm	L1 mm	L2 mm
243.355	107249	Plugs for hose 6x4 with swivel nut and kink protector spring	-	112.0	12.0	7.0	6.0
243.356	107250	Plugs for hose 8x6 with swivel nut and kink protector spring	-	121.0	12.0	7.0	6.0
243.357	107251	Plugs for hose 10x8 with swivel nut and kink protector spring	17	133.0	-	9.0	8.0
243.358	107252	Plugs for hose 12x9 with swivel nut and kink protector spring	17	140.0	-	9.0	8.0



243.355



Plug for hose with swivel nut and kink protector spring

Push-in elbows for couplings DN 7.2 - DN 7.8, brass with a bare metal surface

Art. No.	Ident No.	Designation
243.760	107253	Push-in elbow for hose 6x4
243.761	107254	Push-in elbow for hose 8x6
243.762	107255	Push-in elbow for hose 10x8



243.760

- Please note the following safety notice for the quick disconnect couplings and plugs with thread sealing coating:

Because of the ignorance which thread types, dimensions, materials, pairings and surfaces are prevailing, it is necessary to perform appropriate control tests of the desired function before a general application or a use in serial production under the respective practical conditions to convince themselves.

Any further claims, in particular the liability for consequential damages, are excluded.