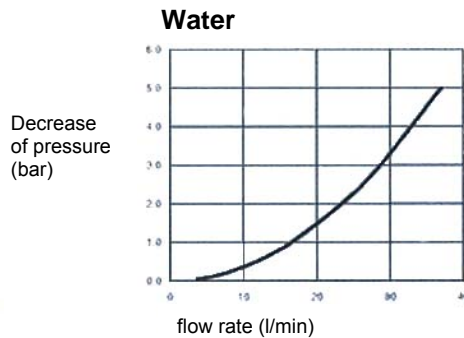
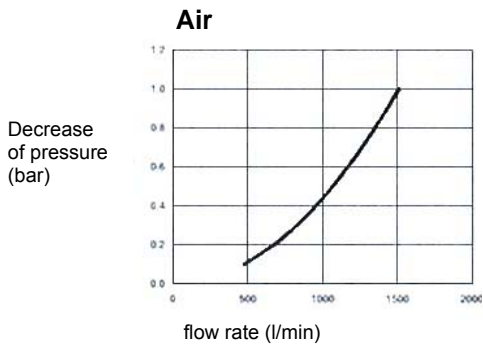


### Brass with a bare metal surface

Universal, one-hand quick disconnect couplings, one side sealing, suitable for a wide range of tasks and applications! The closed sleeve protects the coupling from dirt.

Operating pressure	0 - 35 bar, maximum static working pressure (non-pulsating)
Medium and ambient temperature	-20 °C to +100 °C
Flow rate (air)	1000 l/min (at 6 bar and $\Delta p = 0.5$ bar)
Housing, sleeve and body:	Brass
Springs, retaining ring and locking pins:	Stainless steel
Sealant	NBR

### Flow rates



243.01



243.11

### Quick disconnect couplings DN 7.2, brass with a bare metal surface, male

Art. No.	Ident No.	Connection	a/f mm	L mm	D mm	L1 mm
243.00	107207	G 1/8 male	22	43.0	25.0	9.0
243.01	107208	G 1/4 male	22	39.0	25.0	9.0
243.02	107209	G 3/8 male	22	41.0	25.0	9.0
243.03	107210	G 1/2 male	22	44.0	25.0	12.0

### Quick disconnect couplings DN 7.2, brass with a bare metal surface, female

Art. No.	Ident No.	Connection	a/f mm	L mm	D mm	L1 mm
243.11	107211	G 1/4 female	22	41.0	25.0	9.0
243.22	107212	G 3/8 female	22	41.0	25.0	9.0
243.33	107213	G 1/2 female	24	44.0	25.0	10.0



243.44



243.311



243.320

**Quick disconnect couplings DN 7.2, brass with a bare metal surface with hose stem**

Art. No.	Ident No.	Connection	a/f mm	L mm	D mm	L1 mm
243.44	107214	Stem I.D. 6	21	58.0	25.0	25.0
243.47	107215	Stem I.D. 8	21	58.0	25.0	25.0
243.45	107216	Stem I.D. 9	21	63.0	25.0	30.0
243.49	107217	Stem I.D. 10	21	63.0	25.0	30.0
243.46	107218	Stem I.D. 13	21	63.0	25.0	30.0

**Quick disconnect couplings DN 7.2, brass with a bare metal surface with hose connector, with swivel nut**

Art. No.	Ident No.	Connection	a/f mm	L mm	D mm	L1 mm
243.310	107219	Hose connection 6x4	21	45.0	25.0	7.0
243.311	107220	Hose connection 8x6	21	45.0	25.0	7.0
243.312	107221	Hose connection 10x8	21	49.0	25.0	11.5
243.313	107222	Hose connection 12x9	21	49.0	25.0	11.5

**Quick disconnect couplings DN 7.2, brass with a bare metal surface, with hose connector, with swivel nut and kink protector spring**

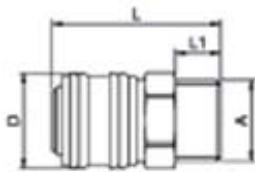
Art. No.	Ident No.	Version	Connection	L mm	a/f mm	D mm
243.320	107223	rigid	Hose connection 8x6	132.0	21	25.0
243.321	107224	rigid	Hose connection 10x8	143.0	21	25.0
243.322	107225	rigid	Hose connection 12x9	150.0	21	25.0
243.323	107226	Swivelling 360°	Hose connection 8x6	132.0	22	25.0
243.324	107227	Swivelling 360°	Hose connection 10x8	143.0	22	25.0
243.325	107228	Swivelling 360°	Hose connection 12x9	150.0	22	25.0



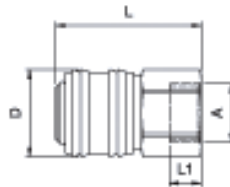
243.340

Quick disconnect couplings DN 7.2, brass with a bare metal surface with bulkhead fitting and hose stem

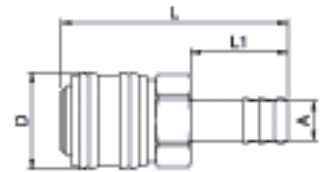
Art. No.	Ident No.	Bulkhead fitting	Connection	L mm	a/f mm	D mm	L1 mm	L2 mm	a/f1 mm	B mm
243.340	107229	M12x1	Stem I.D. 6	60.0	21	25.0	17.0	10.0	17	4.0
243.341	107230	M12x1	Stem I.D. 8	63.0	21	25.0	17.0	14.0	17	4.0
243.342	107231	G 1/4	Stem I.D. 10	72.0	21	25.0	25.0	14.0	17	4.0



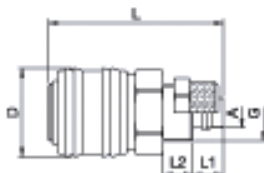
Male



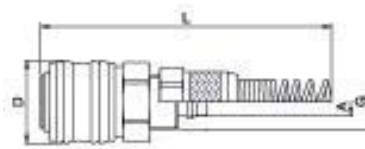
Female



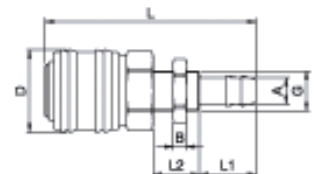
Hose stem



Hose connector, swivel nut



Hose connector with swivel nut,  
kink protector spring



Bulkhead fitting and hose stem



243.351



243.50



243.55



243.216

**Stems for couplings DN 7.2 - DN 7.8, brass with a bare metal surface**

Art. No.	Ident No.	Designation	a/f mm	L mm	D mm	L1 mm
243.06	107232	Stem I.D. 6	-	44.0	12.0	24.0
243.351	107233	Stem I.D. 8	-	48.0	12.0	25.0
243.07	107234	Stem I.D. 9	-	44.0	12.0	24.0
243.352	107235	Stem I.D. 10	-	48.0	12.0	25.0
243.10	107236	Stem I.D. 13	-	45.5	11.9	24.0

**Plugs for couplings DN 7.2 - DN 7.8, brass with a bare metal surface, male**

Art. No.	Ident No.	Designation	a/f mm	L mm	D mm	L1 mm
243.48	107237	Plug, G 1/8 male	14	31.0	-	7.0
243.50	107238	Plug, G 1/4 male	17	32.2	-	8.0
243.51	107239	Plug, G 3/8 male	19	32.7	-	8.5
243.52	107240	Plug, G 1/2 male	24	35.0	-	10.0

**Plugs for couplings DN 7.2 - DN 7.8, brass with a bare metal surface, female**

Art. No.	Ident No.	Designation	a/f mm	L mm	D mm	L1 mm
243.54	107241	Plug, G 1/8 female	14	31.0	-	9.0
243.55	107242	Plug, G 1/4 female	17	32.0	-	10.0
243.56	107243	Plug, G 3/8 female	19	32.0	-	10.0
243.57	107244	Plug, G 1/2 female	24	34.0	-	12.0

**Plugs for couplings DN 7.2 - DN 7.8, brass with a bare metal surface for hose**

Art. No.	Ident No.	Designation	a/f mm	a/f 1 mm	L mm	D mm	L1 mm	L2 mm
243.216	107245	Plug for hose 6x4	12	14	41.0	12.0	7.0	5.5
243.217	107246	Plug for hose 8x6	14	14	43.0	12.0	7.0	5.5
243.218	107247	Plug for hose 10x8	16	17	38.0	12.0	7.0	6.0
243.219	107248	Plug for hose 12x9	17	17	42.0	12.0	8.0	6.9



243.355



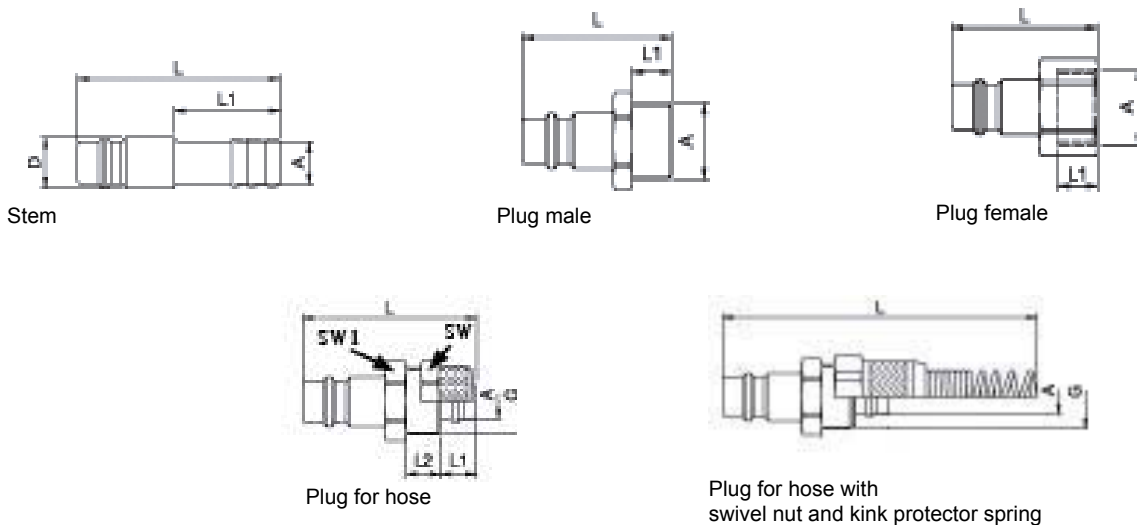
243.760

**Plugs for couplings DN 7.2 - DN 7.8, brass with a bare metal surface, for hose with swivel nut and kink protector spring**

Art. No.	Ident No.	Designation	a/f mm	L mm
243.355	107249	Plugs for hose 6x4 with swivel nut and kink protector spring	12	112.0
243.356	107250	Plugs for hose 8x6 with swivel nut and kink protector spring	14	121.0
243.357	107251	Plugs for hose 10x8 with swivel nut and kink protector spring	17	131.0
243.358	107252	Plugs for hose 12x9 with swivel nut and kink protector spring	17	143.0

**Push-in elbows for couplings DN 7.2 - DN 7.8, brass with a bare metal surface (Art. No. 243.761 nickel-plated brass)**

Art. No.	Ident No.	Designation
243.760	107253	Push-in elbow for hose 6x4
243.761	107254	Push-in elbow for hose 8x6
243.762	107255	Push-in elbow for hose 10x8



**Vibrating tool**

With vibrating tool, the ISO 6150 (Pneumatic fluid power - Cylindrical quick-action couplings) recommends under § 7.1, that between this and a quick-connect coupling a min. 300 mm longer, more flexible hose should be installed. The oscillating forces are caught up by the hose piece and increase the service life of a quick-connect coupling. No warranty can be made for couplings mounted directly on vibrating tools.