

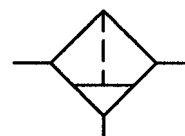


Filter 40 bar

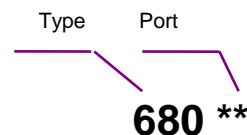
Size 4

680.26	680.27
G 1 1/2	G 2

40 µm



Ordering information



Characteristics

Type	680.26	680.27
Port	G 1 1/2 (red.)	G 2
Size	4	
Usable bowl capacity	300 cm ³	
Weight [g]		
Type of construction	Centrifugal filter Sintered filter element	
Input pressure p ₁	Max. 40 bar	
Mounting position	Vertical, drain plug at bottom	
Mounting type	Bracket and two screws	
Medium temperature	Max. 60°C	
Ambient temperature	Max. 90°C	
Filter rating	40 µm	
Condensate drain	Manual	

Order example: 680.27

Port	
26	G 1 1/2 (red.)
27	G 2

Description

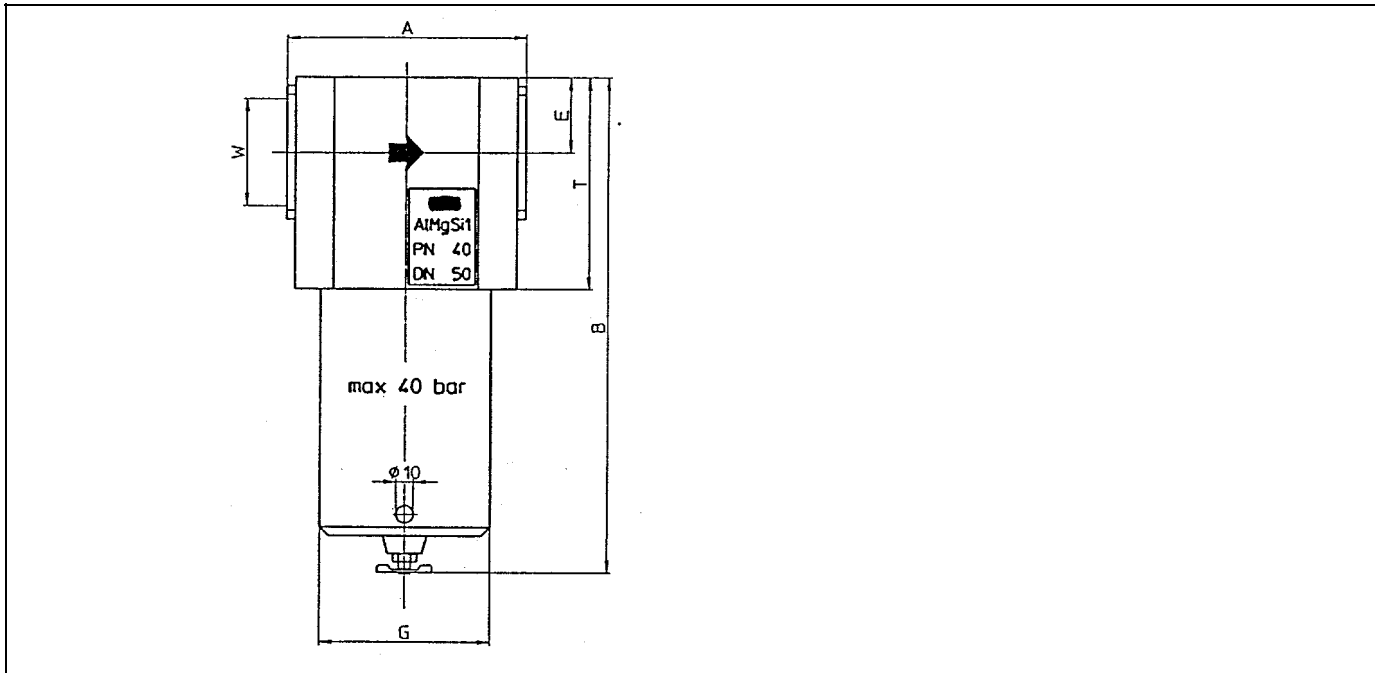
- Block design
- Flow direction indicated by arrows
- **Entry in direction of arrow**
- Filter rating 50 µm
- **Pressure vessel certificate enclosed**

Important

If the version with an **automatic drain** is used, the maximum permissible pressure is reduced to **16 bar!**

Materials

Part	Material
Head piece (body)	Al
Filter element	Bronze
Condensate bowl	Al
O-rings	NBR



Dimensions [mm]

Port	Size	Dimensions					
		A	B	E	G	T	Maint.
G 1 1/2 (red.)	4	160	284	42.5	100	120	350
G 2	4	140	284	42.5	100	120	350

Accessories

Designation	Order No.
Mounting bracket	429/27
Bowl, complete - brass	680/15
Filter element	687.6.050

Flow rates

Flow rates measured under normal conditions

Filter rating 40 µm

Output pressure p_2	Port	Size	2.5	4	6	10	16	25	40
Nominal flow ($\Delta p = 1$ bar)	G 1 1/2	4	700	900	1200	1600	1900	2200	3000
QN m ³ /h	G 2								