

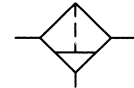


Special filters

Size 1

FV 11 / FM 11 / FA 11

Pre-filter **0.3 µm**
Micro-filter **0.01 µm**



Characteristics

Type	FV 11	FM 11	FA 11
Port	G 1/4		
Type of construction	Pre-filter 0.3 µm	Micro-filter 0.01 µm	Activated carbon filter
Mounting position	Vertical, drain plug at bottom		
Input pressure p ₁	Min. 0.5 bar Min. 1.5 bar with fully automatic drain Max. 16 bar Max. 16 bar with fully automatic drain		
Dust separation	>0.3 µm / 99.999%	>0.01 µm / 99.999%	
Residual oil content		0.01 mg/m ³	0.005 mg/m ³
Temperature Ambient / medium	Max. 60 °C (other temperature ranges on request)		
Nominal flow Q _n	160 l/min	280 l/min	380 l/min
Δp*	0.02 bar	0.09 bar	0.2 bar
Bowl capacity	Max. 10 cm ³		
Condensate drain	Semi-automatic Fully-automatic on request		
Mounting type	Two through holes, bracket kit		
Weight [g]	0.280		

*See overleaf for flow rate equation

Ordering information

Options	
K(-HA)	Plastic bowl
S	Bowl guard
M	Metal bowl with sight glass
A	Automatic drain valve

Order example:
FV 11 K-HA
 → Pre-filter with plastic bowl and semi-automatic condensate drain valve

Description

- Block design
- Simple block mounting of several devices with conical clamps (**no tools required**)
- Joiner sets (**KP 05**) are required for block mounting with other devices
- Flow direction indicated by arrows
- **Entry in direction of arrow**
- Bowl guard can be mounted without tools

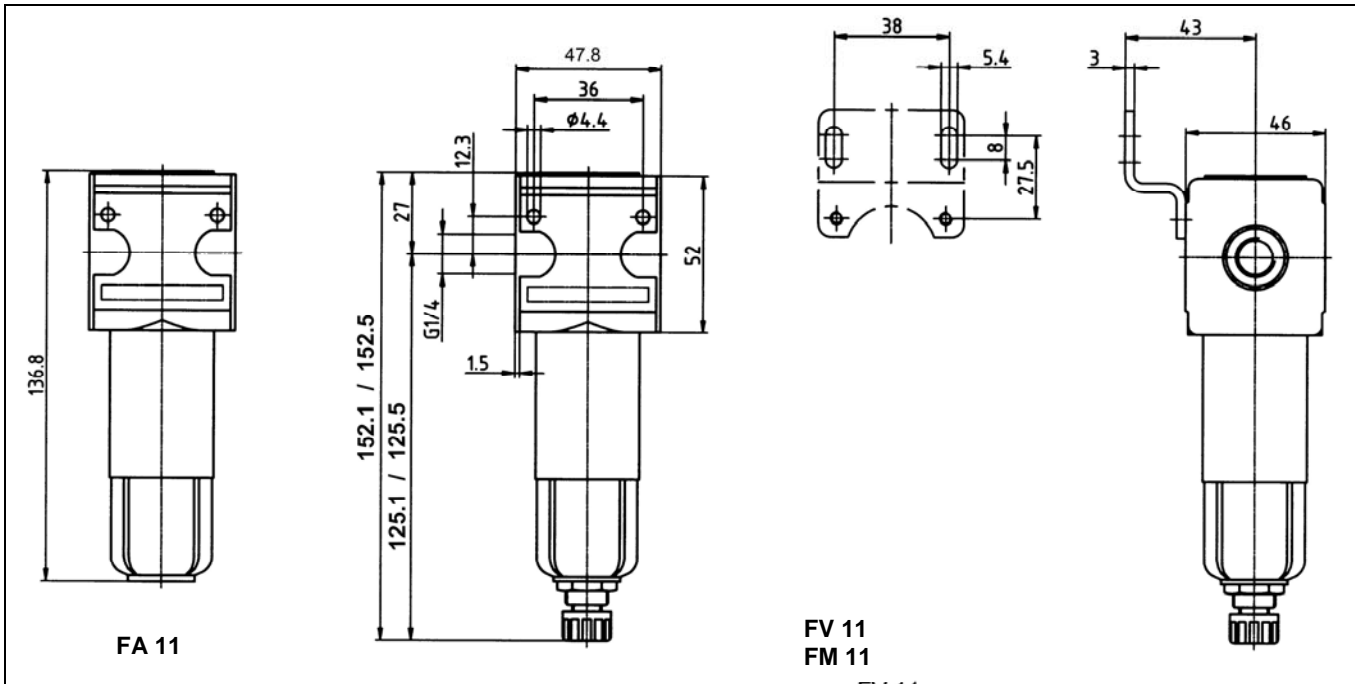
Materials

Designation	Material
Head piece	Zinc – Z 410
O-ring 30x2	NBR
O-ring 14x2	NBR
Pre-filter element	Paper – POM
Micro-filter element	Borosilicate – POM
Activated carbon element	Activated carbon – POM
Condensate bowl	Polycarbonate
Oil bowl	Polycarbonate

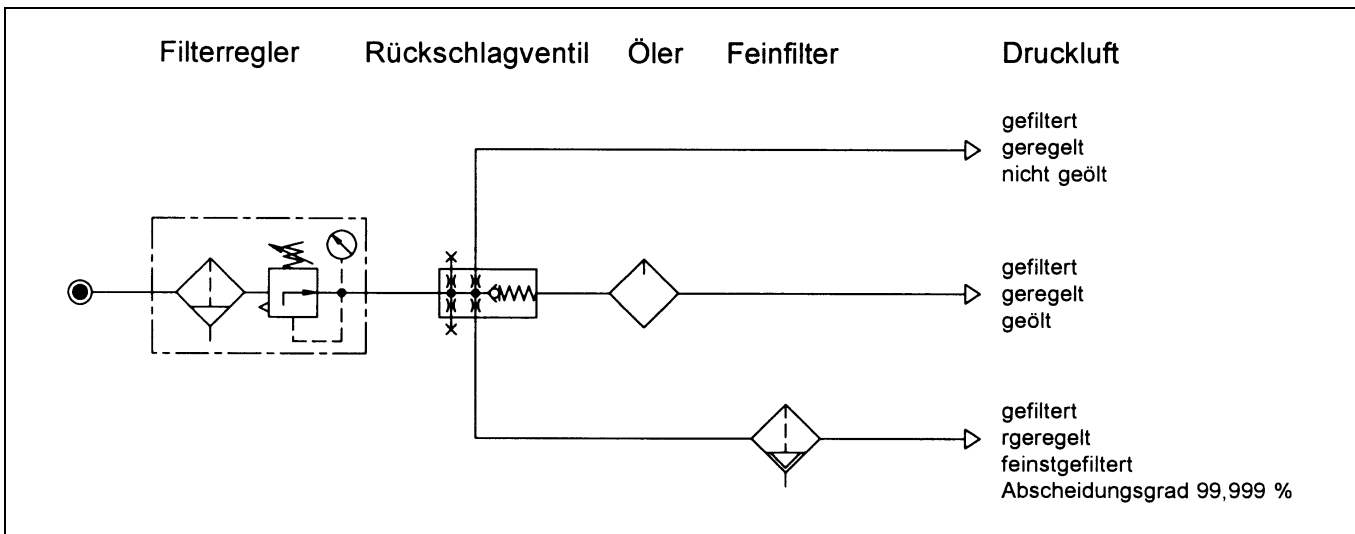
Filter elements

Designation	Part No.
P re-filter element	V 23/40
M icro-filter element	M 23/70
A ctivated carbon element	A 23/80

Dimensions [mm]



Typical application



Flow rates

Required flow $Q = \text{nominal flow } Q_n \times \text{correction factor } f \rightarrow Q = Q_n \times f$

p [bar]	1	2	3	4	5	6	7	8	9	10	11	12	13	14	15	16
f	0.46	0.6	0.68	0.77	0.85	0.93	1	1.07	1.11	1.17	1.23	1.28	1.32	1.36	1.4	1.46

Accessories

Designation	Part No.	Designation	Part No.
Bracket kit	ZW 11	Joiner set for narrow diverter block	KP 11 Z
Polycarbonate bowl with semi-automatic drain valve (FV / FM)	KS 11 F	Polycarb. bowl with sight glass (FV / FM)	MS 11 FS
Polycarbonate bowl (FA)	KS 11 N	Metal bowl with sight glass (FA)	MS 11 NS
Joiner set for block mounting with other devices	KP 11	Fully-automatic drain valve	611.6.900
		Automatic drain valve	655.6.900