

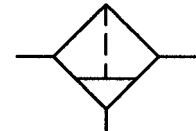


## Filter

Size 5

# 650 H

**G 2**

 60 µm  
 8 µm


## Characteristics

Type	650 H
Port	<b>G 2</b> G 1 ¼ and G 1 ½ on request
Type of construction	Centrifugal filter Sintered filter element  Special versions on request
Input pressure p <sub>1</sub>	Max. 16 bar with plastic bowl Max. 25 bar with metal bowl
Input pressure p <sub>1</sub> with fully-automatic drain	Max. 16 bar Min. 1.5 bar
Mounting position	Vertical, drain plug at bottom
Mounting type	Two through holes
Filter rating	60 µm, 8 µm on request
Bowl capacity	Max. 300 cm <sup>3</sup> condensate
Condensate drain	Manual, semi-automatic Fully-automatic on request
Weight [g]	3500

## Ordering information

Type Port Options  
**650 X / X**

Port	
<b>H</b>	G 2 G 1 ¼ and G 1 ½ on request
Options	
<b>K-HA</b>	Plastic bowl
<b>M</b>	Metal bowl
<b>S</b>	Bowl guard

**Order example: 650 H / K-HA**

Please use the suffix **A**« to order fully-automatic drain

## Description

- Standard design
- Flow direction indicated by arrows
- Entry in direction of arrow
- Filter rating acc. to ISO 4003, glass bead test

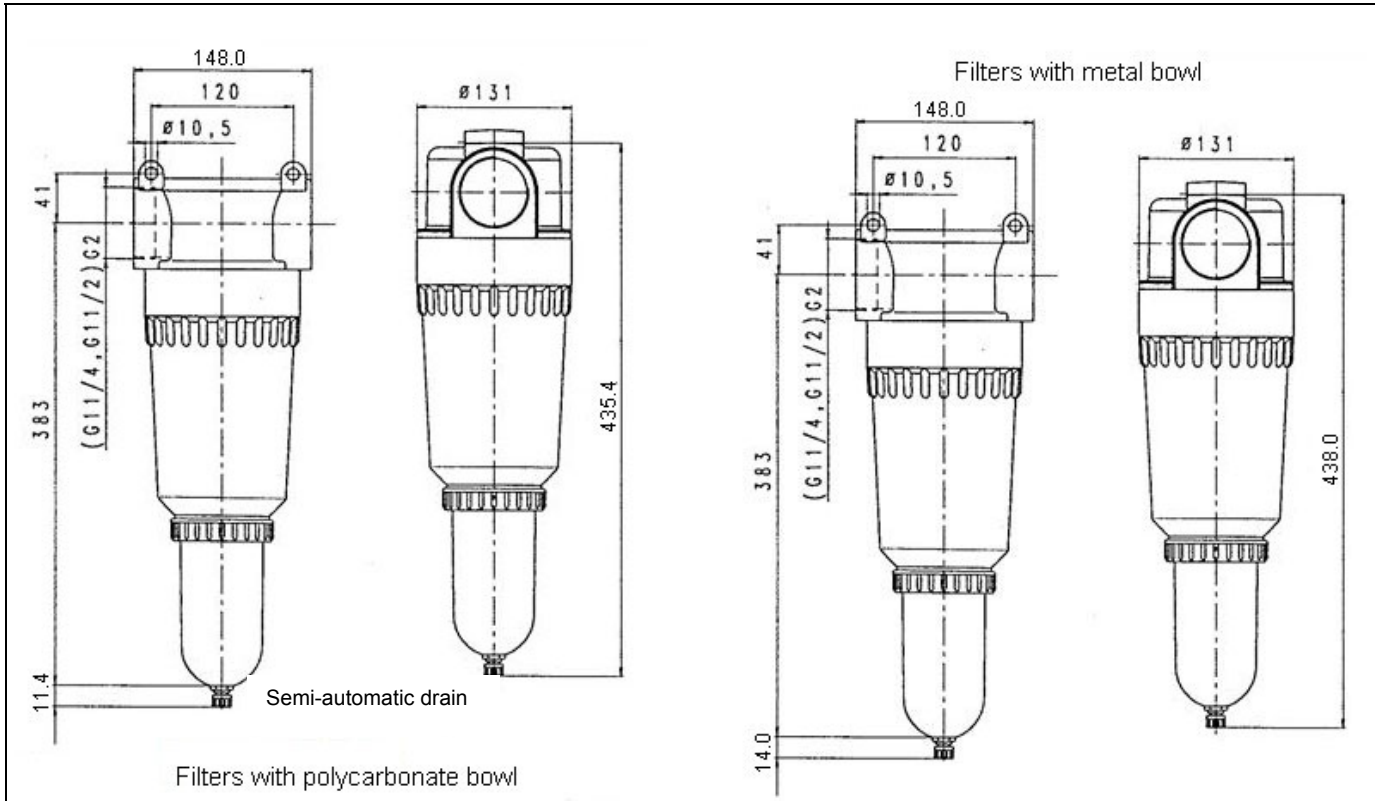
## Materials

Part	Material
Head piece (body)	Zinc - Z 410
O-ring 68 x 3	NBR
Filter element 60 µm	Polyethylene
Condensate bowl	Polycarbonate
Baffle	Al
Air deflector	PA

## Accessories

Designation	Order No.
Filter element 60 µm	658.6.9600
8 µm	658.6.908
Plastic bowl	650/2-HA
Metal bowl	650/12
Bowl guard, incl. threaded ring	SK 03
Fully-automatic drain (external)	65/0-N
Fully-automatic drain (internal)	655.6.900

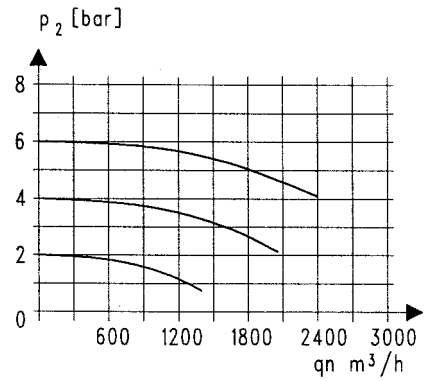
Dimensions [mm]



Flow rates

Output pressure $p_2$		6
Nominal flow ( $\Delta p = 1$ bar)	QN $m^3/h$	30000

Flow characteristic



Main spare parts

Part	Part No.
Filter element, 40 $\mu m$	658.6.9600